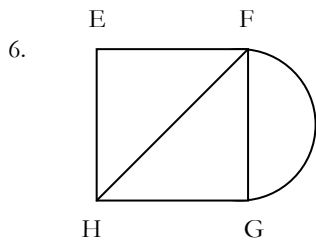
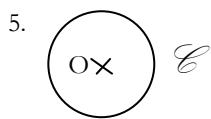

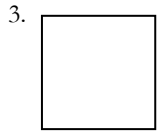
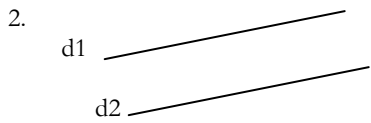
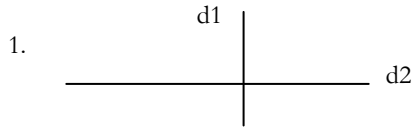


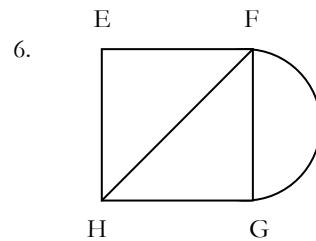

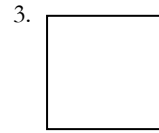
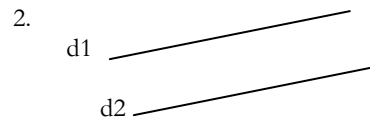
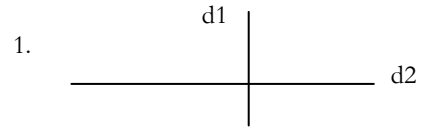
Géométrie.

Pour chaque figure, écris un programme de construction.



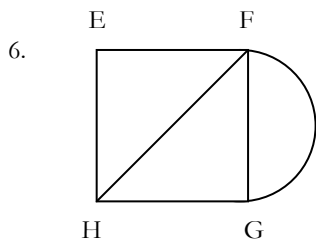
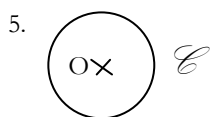

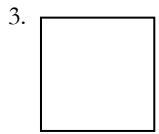
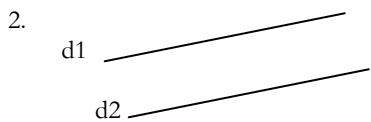
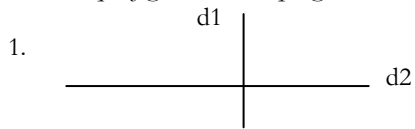
Géométrie.

Pour chaque figure, écris un programme de construction.



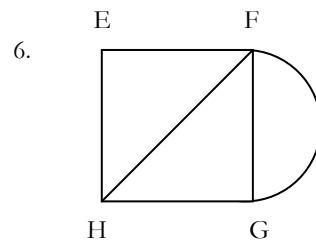
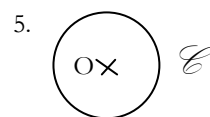

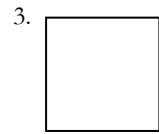
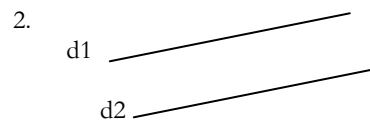
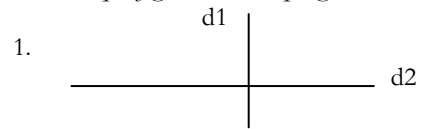
Géométrie.

Pour chaque figure, écris un programme de construction.



Géométrie.

Pour chaque figure, écris un programme de construction.

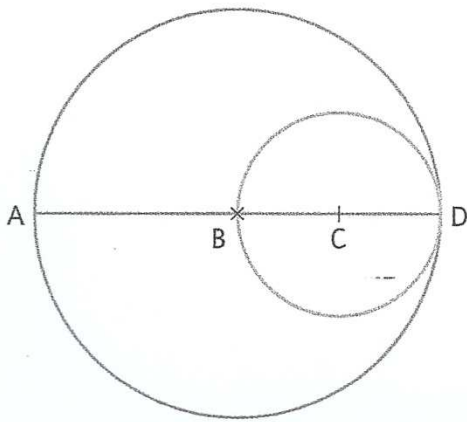


1 Trace la figure qui correspond à ce programme de construction

- Trace un segment AB de 8 cm.
- Trace le segment AD mesurant 6 cm et perpendiculaire à AB.
- Trace le segment BC mesurant 6 cm et perpendiculaire à AB.
- Trace le 4^e côté du rectangle ABCD.
- Marque le point E, milieu de AB.
- Trace les segments EC et ED.

2 a) Observe cette figure, puis écris le programme de construction qui correspond.

b) Construis-la.



3 Trace la figure qui correspond à ce programme de construction.

- Trace un segment AB de 4 cm.
- Trace un cercle de centre A et dont le rayon mesure plus de 2 cm.
- Conserve le même écartement de compas et trace le cercle de centre B. Les cercles se coupent en deux points : E et F.
- Trace le segment EF.
- Relie les points AEBF.

4 Trace la figure qui correspond à ce programme de construction.

- Trace un carré ABCD.
- Trace ses diagonales. Elles se coupent en M.
- Trace un arc de cercle de centre M, de rayon MA, tel qu'il aille de A à B.
- Trace un arc de cercle de centre M, de rayon MC, tel qu'il aille de C à D.

5 a) Observe cette figure. Écris le programme de construction qui correspond.

b) Construis-la.

